

Godox 神牛

LED环形灯 LR160

LED Ring Light



深圳市神牛摄影器材有限公司
GODOX Photo Equipment Co., Ltd.

地址/Add: 深圳市宝安区福永镇福洲大道西新和村华发工业园A4栋

Building A4, Xinhe Huafa Industrial Zone, Fuzhou RD West, Fuyong

Town, Baoan District, Shenzhen 518103, China

电话/Tel: +86-755-29609320(8062) 传真/Fax: +86-755-25723423

邮箱/E-mail: godox@godox.com

http://www.godox.com

705-LR1600-00

Made In China

FC CE RoHS

Chinese English Bilingual | 中英文双语

Instruction Manual | 说明手册

一、前言

感谢您购买神牛产品！

LED环形灯LR160有2种颜色，黑色和粉色，适用于采访布光、静物拍摄、视频拍摄以及美妆造型和眼神光等。

产品有以下亮点：

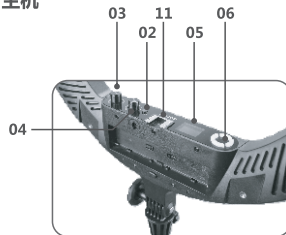
- 双色温可调：可根据需要调节不同的色温，色温范围3300K-8000K
- 无级调光：无级调节光的亮度10%-100%

⚠ 警告


- ⚠ 请保持干燥：请勿用湿手接触产品，亦不可将产品浸入水中或暴露于雨中。
- ⚠ 请勿私自拆卸产品，如产品出现故障须由本公司或授权的维修人员进行检查维修。
- ⚠ 请勿让儿童接触本产品。
- ⚠ 本产品不能防水，在雨天及潮湿环境下请注意防水。
- ⚠ 请勿放置在超过50度的高温环境中。
- ⚠ 请勿在化学品、可燃性气体或其他特殊物质附近使用灯，这些物质在特殊情况下可能对灯发出的瞬间强光敏感，有可能导致火灾或电磁干扰。在这些场合下，请注意相关警告标识。
- ⚠ 使用电池的注意事项：
 - 切勿将电池投入火中或加热升温。
 - 当电量用尽时，电池容易漏液。所以为了避免产品受损，请在长期使用本产品或电量用尽时取出电池。
 - 如果受损电池中的液体接触到皮肤或衣服，请立即用大量清水冲洗。

三、部件名称

• 主机

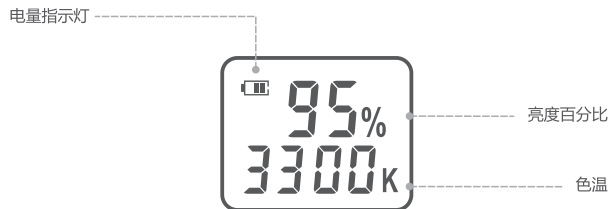


- 01、环形灯体
- 02、开关机按键
- 03、亮度调节旋钮
- 04、色温调节旋钮
- 05、显示屏



- 06、部位灯自锁按键
- 07、锂电池插槽
- 08、DC插座
- 09、支架固定旋钮
- 10、散热槽
- 11、手机支架/镜子固定槽
- 12、相机支架安装孔

• LCD显示屏



四、标配物品

- 1、环形灯 2、镜子 3、适配器 4、手机支架



五、电源管理

1. 供电方式

LED环形灯LR160有2种供电方式：

- (1) 锂电池供电：选择2节SONY 锂电池NP-F970，放置于锂电池插槽内。
- (2) 直流电源供电：充电器与DC电源插座连接。


注：

*使用锂电池供电时，LCD显示当前剩余电量。当电量符号闪烁时，表示锂电池电量极低。为防止对锂电池过放，对电池造成损伤，LED灯会自动关闭，请更换电池或者充电后再使用。

六、操作说明

1. 开始使用摄影灯

插入锂电池或者DC电源。



2. 开机/关机：

在关机的状态下长按开机/关机键开机，在开机的状态下长按开机/关机键关机。



3. 亮度/色温调节


亮度调节

逆时针旋转到底为最小亮度对应显示10%，顺时针旋转到头为最大亮度对应显示100%。中间位置对应着亮度为大于10%小于100%。



色温调节

逆时针旋转到底为最低色温对应显示3300K，顺时针旋转到头为最高色温对应显示8000K。中间位置对应着色温为大于3300K小于8000K。



4. 部位灯自锁按键

4个上下左右自锁按键对应着环灯的上下左右部位的灯。在开机的状态下，按下自锁按键，对应的部位灯亮，反之则灭。



5、LCD显示

亮度显示：从10% - 100%。色温显示：从3300K到8000K。

电量显示(在电池供电的情况下)。



电池电量显示 (电池供电)	意义/电量百分比
3格	100%
2格	75%
1格	50%
电池符	25%
电池符闪烁	电量即将用尽，1分钟后自动关机

七、产品参数

LED环形灯	LR160
锂电池供电	2*7.4V锂电池(NP-F970接口)(需另购)
Dc电源供电	16V/1.5A
功率	约18W
色温	3300K-8000K
100%光照度(LUX)	小于400(1 米)
调光范围	10%~100%
灯珠数量	160个
工作环境温度	-10~50度
产品尺寸	49.2*59*4cm
净重	1.21Kg

Foreword

Thank you for purchasing this Godox Product!

This LED Ring Light LR160 is a continuous light with black color or pink color. Suitable for almost all shooting occasions, which can offer lighting for live, make up, portrait shooting, video, wedding, children photography, etc.

Features:

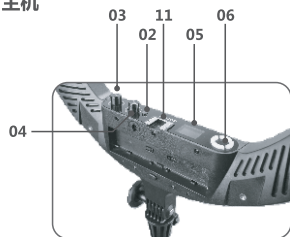
- High light brightness which can be freely adjusted its color temperature from 3300K-8000K
- Stepless light brightness adjustment from 10%-100%.

⚠ Warning

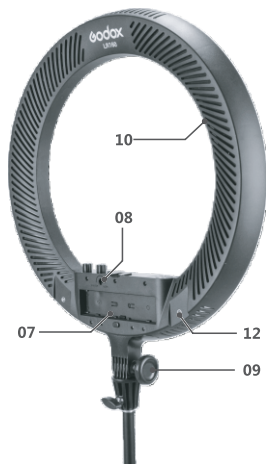
- ⚠ Always keep this product dry. Do not use in rain or in damp conditions.
- ⚠ Do not disassemble. Should repairs become necessary, this product must be sent to an authorized maintenance center.
- ⚠ Keep out of reach of children.
- ⚠ As this product do not have waterproof function, please take measures of waterproof in rainy or damp environment.
- ⚠ Do not use the light unit in the presence of flammable gases, chemicals and other similar materials. In certain circumstance, these materials may be sensitive to the strong light emitting from this light unit and fire or electromagnetic interference may result.
- ⚠ As this product has built-in lithium battery, do not disassemble, impact, squeeze or put it into fire. If serious bulge occurs, please do not use. Do not use or store the product if the ambient temperature reads over 50°C. Please charge the product with specialized charger and correctly operate it within the defined voltage and working temperate according to the instruction manual.
- ⚠ Observe precautions when handling batteries the defined voltage and working temperate according to the instruction manual.
 - Do not put batteries into a fire or apply direct heat to them.
 - Batteries are prone to leakage when fully discharged. To avoid damage to the product, be sure to remove batteries when the product is not used for a long time or when batteries run out of charge.
 - Should liquid from the batteries come into contact with skin or clothing, rinse immediately with fresh water.

Body

• 主机

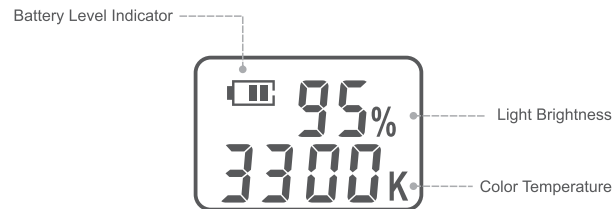


- 01. Main Body
- 02. Power Switch
- 03. Select Dial for Light Brightness
- 04. Select Dial for Color Temperature
- 05. LCD Panel



- 06. Lock Buttons of Lights
- 07. Lithium Battery Compartment
- 08. DC Power Jack
- 09. Mounting Bracket
- 10. Heat Dissipation Slot
- 11. Smartphone Holder/
Mirror Installation Slot
- 12. Mounting Hole for Camera
Bracket

• LCD Panel



Included Items

- 1. LED ring light
- 2. Mirror
- 3. Adapter
- 4. Smartphone holder



Power Management

1. Power Supply

Two power supply modes are available:

- (1) Using lithium battery: install two SONY NP-F970 model lithium batteries (purchased separately) in the battery compartment.
- (2) Using DC power jack: This light can be powered by DC power supply. Use a charger to connect the light with the DC power supply.


Note:

* When using lithium battery, the Battery Level Indicator is displayed on the LCD panel. When the indicator blinks, the lithium battery power is low. Please recharge it or replace the battery immediately before usage in order to avoid forceful auto off.

Operation

1. Before Usage

Insert the lithium batteries or connect the light with the DC power supply.



2. Power ON/OFF

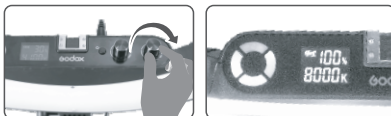
Long press the power switch to power the LED ring light on or off.



3. Light Brightness/Color Temperature Adjustment


Adjusting Light Brightness

* Turn the Select Dial for Light Adjustment to adjust the light brightness from 10% to 100%.



Adjusting Color Temperature

* Turn the Select Dial for Color Temperature to adjust color temperature from 3300K to 8000K.



4. Lock Buttons of Lights

There are four lock buttons for the four lights of the LED ring light. When the ring light is powered on, press the lock button, and the corresponding light will be lightened.



5. LED Display

Light Brightness: from 10% to 100%.

Color Temperature: from 3300K to 8000K.

Battery Level Indicator(using lithium batteries):



Battery Level Indication (using lithium batteries)	Meaning
3 grids	100%
2 grids	75%
1 grid	50%
Battery icon	25%
Blinking	The battery level is going to be used out immediately. And the flash will auto power off in 1 minute.

Technical Data

LED Ring Light	LR160
Lithium Battery	2*7.4V Lithium battery(NP-F970)(separately sold)
DC Power Supply	16V/1.5A
Power	Approx. 18W
Color Temperature	3300K-8000K
100% Brightness (LUX)	Below 400 (1 meter)
Light Brightness Range	10%~100%
LED Beads Quantity	160
Operation Temperature	-10~50°C
Dimension	49.2*59*4cm
Net Weight	1.21Kg

FCC Statement

This device complies with part 15 of the FCC Rules. Operation is subject to the following two conditions: (1) This device may not cause harmful interference, and (2) this device must accept any interference received, including interference that may cause undesired operation.

Any Changes or modifications not expressly approved by the party responsible for compliance could void the user's authority to operate the equipment.

Note: This equipment has been tested and found to comply with the limits for a Class B digital device, pursuant to part 15 of the FCC Rules. These limits are designed to provide reasonable protection against harmful interference in a residential installation. This equipment generates uses and can radiate radio frequency energy and, if not installed and used in accordance with the instructions, may cause harmful interference to radio communications. However, there is no guarantee that interference will not occur in a particular installation. If this equipment does cause harmful interference to radio or television reception, which can be determined by turning the equipment off and on, the user is encouraged to try to correct the interference by one or more of the following measures:

- Reorient or relocate the receiving antenna.
- Increase the separation between the equipment and receiver.
- Connect the equipment into an outlet on a circuit different from that to which the receiver is connected.
- Consult the dealer or an experienced radio/TV technician for help.

Declaration of Conformity

GODOX Photo Equipment Co., Ltd. hereby declares that this equipment are in compliance with the essential requirements and other relevant provisions of Directive 2014/30/EU. They are allowed to be used in all EU member states.

For more information of DoC, Please click this web link:

http://www.godox.com/DOC/Godox_LR160_DOC.pdf