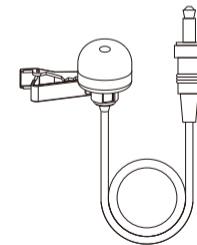


LMS-12A AXL

Omnidirectional Lavalier Microphone with 3.5mm TRS Locking Connector



说明手册 | Instruction Manual

前言

欢迎使用全向型领夹式麦克风 LMS-12A AXL，本产品适用于个人讲解视频录制、专业摄影、网红直播、节目讲解、体育赛事直播、街头采访、音乐直播与录制等场合，请仔细阅读本说明书，以便能正确的操作，发挥本产品的优越性能。

产品特点

1. 尺寸迷你，随身携带；
2. 无需额外供电，通过摄影机/手机3.5mm接口直插供电即可工作；
3. 全铝合金机身打造，耐用美观；
4. 特制的声学海绵套具备降噪功能，使声音更柔和细腻；
5. 严格声学一致性品质管控，多个同时使用，录音大小完美契合；
6. 超平坦频率响应曲线，录音自然清晰；
7. 超宽频率响应范围50-20KHZ，更好的声音录制重现。

警告

- △ 请勿私自拆卸产品，如产品出现故障须由本公司或授权的维修人员进行检查维修。
- △ 请保持干燥：请勿用湿手接触产品，亦不可将产品浸入水中或暴露于雨中。
- △ 请勿让儿童接触本产品。
- △ 请勿在易燃易爆环境中使用。在这些场合下，请注意相关警告标识。
- △ 请勿放置在超过 40 度的高温环境中。
- △ 请仔细阅读并遵守由厂商提供的警告或指示。

产品描述

1. 产品结构

- ① 防风棉
- ② 麦克风
- ③ 领夹
- ④ 3.5mm TRS 带锁盘插头



2. 标配物品



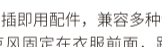
全向型领夹式麦克风 × 1



魔术贴 × 1



说明书 × 1



领夹 × 1



保修卡 × 1

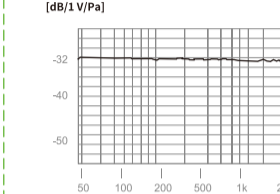
使用操作

1. 此产品属于即插即用配件，兼容多种设备；
2. 用领夹将麦克风固定在衣服前面，距离脸部20厘米左右；
3. 建议您始终使用防风棉，以避免风噪。

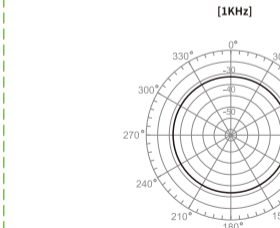
规格参数

型号	LMS-12A AXL
插头	3.5mm TRS 带锁盘插头
信噪比	≥75dB
指向性	全向型
工作电压	1.0-10V
灵敏度	-32.0dB re 1V/Pa ±2 dB @ 1kHz
频率范围	50Hz-20KHz
线长	120cm
颜色	黑色
机身	铝合金

频率响应图



指向图



维护保养

避免跌落： 如果受到强烈碰撞或振动，此设备可能会发生故障。

保持干燥： 本产品是非防水产品，如果将其浸入水中或放置于高湿度的环境中将可能发生故障。内部构造生锈可能会导致无法修理的损害。

远离强磁场： 无线电广播发射机等设备产生的强静电或强磁场可能会干扰本产品正常工作。

领夹麦克风属于消耗品，不在保修范围。

如果本品出现故障或者被水淋湿，在专业人员维修后方可继续使用。

如有技术更改，恕不另行通知。

Forward

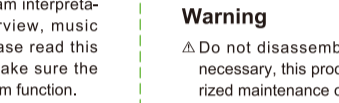
Thank you for purchasing **Godox Omnidirectional Lavalier Microphone with 3.5mm TRS Locking Connector LMS-12A AXL**. This product is perfect for video recording and interpretation, professional photography, KOL livestream, program interpretation, sport livestream, street interview, music livestream and recording, etc. Please read this manual carefully before using to make sure the correct operation and exert the optimum function.

Product Features

1. Compact and lightweight with great portability.
2. Inserted to or camera or smartphone' s 3.5mm port to work directly without extra power supply.
3. Microphone body is made of aluminum, which is durable and delicate.
4. With specially made acoustic windscreen to reduce noise and make sound more soft and graceful.
5. The consistency of sound quality is strictly controlled, which enables to use several microphones simultaneously with harmony.

Product Description

- ① Windscreen Foam
- ② Microphone
- ③ Collar Clip
- ④ 3.5mm TRS Locking Connector



2. What' s Inside

- Omnidirectional Lavalier Microphone × 1
- Windscreen Foam × 1
- Collar Clip × 1
- Velcro Strap × 1
- Instruction Manual × 1
- Maintenance Card × 1

6. With even and smooth frequency response curve, providing clean and natural recording.
7. Wide frequency response range from 50 to 20 KHz to better reproduce the sound.

Warning

- △ Do not disassemble. Should repairs become necessary, this product must be sent to an authorized maintenance center.
- △ Always keep this product dry. Do not use in rain or in damp conditions.
- △ Keep out of reach of children.
- △ Do not use the flash unit in the presence of flammable gas. In certain circumstance, please pay attention to the relevant warnings.
- △ Do not leave or store the product if the ambient temperature reads over 40°C.
- △ Please carefully read and observe the warnings and instructions provided by the manufacturer.

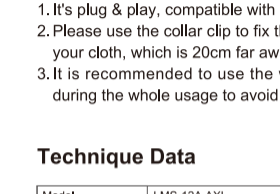
Operation

1. It's plug & play, compatible with multiple devices.
2. Please use the collar clip to fix the microphone on your cloth, which is 20cm far away from your face.
3. It is recommended to use the windscreen foam during the whole usage to avoid wind noise.

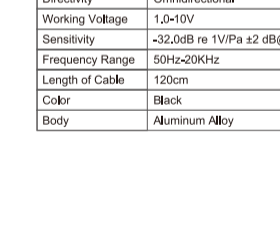
Technique Data

Model	LMS-12A AXL
Connector	3.5mm TRS Locking Connector
Signal-Noise Ratio	≥75dB
Directivity	Omnidirectional
Working Voltage	1.0-10V
Sensitivity	-32.0dB re 1V/Pa ±2 dB@1kHz
Frequency Range	50Hz-20KHz
Length of Cable	120cm
Color	Black
Body	Aluminum Alloy

Frequency Response



Directivity Figure



Maintenance

Avoid sudden drops. The device may fail to work after strong shocks, impacts, or excess stress.

Keep dry. The product isn' t water-proof. Malfunction, rust, and corrosion may occur and go beyond repair if soaked in water or exposed to high humidity.

Keep away from strong magnetic field. The strong static or magnetic field produced by devices such as radio transmitters leads to malfunction.

This product belongs to consumables and do not support one-year warranty.

If the product had failures or was wetted, do not use it until it is repaired by professionals.

Changes made to the specifications or designs may not be reflected in this manual.

Declaration of Conformity

GODOX Photo Equipment Co.,Ltd. hereby declares that this equipment are in compliance with the essential requirements and other relevant provisions of Directive 2014/30/EU. They are allowed to be used in all EU member states.

For more information of DoC, Please click this web link:
https://www.godox.com/DOC/Godox_LMS-12_Series_DOC.pdf

FCC Caution

This device complies with part 15 of the FCC Rules. Operation is subject to the following two conditions:
(1) This device may not cause harmful interference, and
(2) this device must accept any interference received, including interference that may cause undesired operation.
Any Changes or modifications not expressly approved by the party responsible for compliance could void the user's authority to operate the equipment.

Note: This equipment has been tested and found to comply with the limits for a Class B digital device, pursuant to part 15 of the FCC Rules. These limits are designed to provide reasonable protection against harmful interference in a residential installation. This equipment generates uses and can radiate radio frequency energy and, if not installed and used in accordance with the instructions, may cause harmful interference to radio communications. However, there is no guarantee that interference will not occur in a particular installation. If this equipment does cause harmful interference to radio or television reception, which can be determined by turning the equipment off and on, the user is encouraged to try to correct the interference by one or more of the following measures:
-Reorient or relocate the receiving antenna.
-Increase the separation between the equipment and receiver.
-Connect the equipment into an outlet on a circuit different from that to which the receiver is connected.
-Consult the dealer or an experienced radio/TV technician for help.

产品保修

尊敬的用户，本保修卡是申请保修服务的重要凭证，请您配合销售商填写并妥善保管，谢谢！

产品信息	型号	产品条码
用户信息	姓名	联系电话
	通信地址	
销售商信息	名称	
	联系电话	
	通信地址	
	销售日期	
备注		

适用产品

本文件适用于相关《产品保修信息》(见后面说明)所列产品，其他非属此范围的产品或部件(如促销品、赠品及其他出厂后附加的部件等)不在此保修承诺内。

保修期

产品及部件的相应保修期按相关的《产品保修信息》执行。保修期自产品首次购买日起算，购买日以购买产品时保修卡登记日期为准。

如何获得保修服务

要保修服务，您可直接与产品销售商或授权服务机构联系，也可拨打神牛产品售后服务电话，与我们联系，由我们的服务人员为您安排服务。申请保修时，您应提供有效的保修卡作为保修凭证，方可获得保修。如您不能提供有效的保修卡，则在我们可确认产品或部件属于保修范围的情况下，也可以为您提供保修，但这不作为我们的义务。

不适用保修的情况

如产品存在下列情况，本文件项下的保证和服务将不适用 ① 产品或部件超过相应保修期；② 错误或不当使用、维护或保管导致的故障或损坏，如：不当搬运；非按产品合理预期用途使用；不当插拔外接设备；跌落或外力挤压；接触或暴露于不当温度、溶剂、酸碱、水浸或潮湿环境；③ 由非神牛授权机构或人员安装、修理、更改、添加或拆卸造成的故障或损坏；④ 产品或部件原有识别信息被修改变更或删除；⑤ 无有效保修卡；⑥ 使用非合法授权、非标准或非公开发行的软件造成的故障或损坏；⑦ 因不可抗力或意外事件造成的故障或损坏；⑧ 其他非因产品本身质量问题导致的故障或损坏。遇上述情况，您应向相关责任方寻求解决，神牛对此不承担任何责任。因非在保修期或保修范围内的部件、附件或软件导致产品不能正常使用的，不是保修范围内的故障。产品使用过程中正常的脱色，磨损和消耗，不是保修范围内的故障。

产品保修和服务支持信息

产品的保修期和服务类型按以下《产品保修信息》执行：

产品类别	选件名称	保修期 (月)	保修服务类型
部件	电路板	12	客户送修
	电池	3	客户送修
	充电器等带电性能的部件	12	客户送修
其他	如电池盒、防风棉、防风毛罩、锁紧装置、手提绳、扎带、魔术贴、领夹、	无	无保修

神牛产品售后服务电话：0755-29609320-8062

Warranty

Dear customers, as this warranty card is an important certificate to apply for our maintenance service, please fill in the following form in coordination with the seller and safe-keep it. Thank you!

Product Information	Model	Product Code Number
Customer Information	Name	Contact Number
	Address	
Seller Information	Name	
	Contact Number	
	Address	
	Date of Sale	

Note: This form shall be sealed by the seller.

Applicable Products

The document applies to the products listed on the Product Maintenance Information (see below for further information). Other products or accessories (e.g. promotional items, giveaways and additional accessories attached, etc.) are not included in this warranty scope.

Warranty Period

The warranty period of products and accessories is implemented according to the relevant Product Maintenance Information. The warranty period is calculated from the day(purchase date) when the product is bought for the first time, And the purchase date is considered as the date registered on the warranty card when buying the product.

How to Get the Maintenance Service

If maintenance service is needed, you can directly contact the product distributor or authorized service institutions. You can also contact the Godox after-sale service call and we will offer you service. When applying for maintenance service, you should

Inapplicable Cases

The guarantee and service offered by this document are not applicable in the following cases: ①. The product or accessory has expired its warranty period; ②. Breakage or damage caused by inappropriate usage, maintenance or preservation, such as improper packing, improper usage, improper plugging in/out external equipment, falling off or squeezing by external force, contacting or exposing to the improper temperature, solvent, acid, base, flooding and damp environments, etc; ③. Breakage or damage caused by non-authorized institution or staff in the process of installation, maintenance, alternation, addition and detachment; ④. The original identifying information of product or accessory is modified, alternated, or removed; ⑤. No valid warranty card; ⑥. Breakage or damage caused by using illegally authorized, nonstandard or non-public

Maintenance and Service Support Information

The warranty period and service types of products are implemented according to the following

Product Maintenance Information:

Product Type	Name	Maintenance Period (month)	Warranty Service Type
Parts	Circuit Board	12	Customer sends
	Battery	3	the product to
	Charger, Electrical Parts etc.	12	designated site
Other Items	Battery Case, Windscreen, Foam,Wind Cap, Locking Device, Lanyard, Tie, Velcro Tape, Clip, Bag, Package etc	NO	Without warranty

Godox After-sale Service Call: 0755-29609320-8062

released software; ⑦. Breakage or damage caused by force majeure or accident; ⑧. Breakage or damage that could not be attributed to the product itself. Once met these situations above, you should seek solutions from the related responsible parties and Godox assumes no responsibility. The damage caused by parts, accessories and software that beyond the warranty period or scope is not included in our maintenance scope. The normal discoloration, abrasion and consumption are not the breakage within the maintenance scope. The normal discoloration, abrasion and consumption are not the breakage within the maintenance scope.

Product Maintenance Information:

The warranty period and service types of products are implemented according to the following

Product Type	Name	Maintenance Period (month)	Warranty Service Type
Parts	Circuit Board	12	Customer sends
	Battery	3	the product to
	Charger, Electrical Parts etc.	12	designated site
Other Items	Battery Case, Windscreen, Foam,Wind Cap, Locking Device, Lanyard, Tie, Velcro Tape, Clip, Bag, Package etc	NO	Without warranty

Godox After-sale Service Call: 0755-29609320-8062



神牛微信公众号
Follow Wechat Public Account

深圳市神牛摄影器材有限公司

地址: 深圳市宝安区福海街道塘尾社区耀川工业区厂房2栋
电话: +86-755-29609320(8062) 传真: +86-755-25723423
邮箱: godox@godox.com

GODOX Photo Equipment Co., Ltd.

Add: Building 2, Yaochuan Industrial Zone, Tangwei Community, Fuhai Street, Bao'an District, Shenzhen 518103, China
Tel: +86-755-29609320(8062) Fax: +86-755-25723423
E-mail: godox@godox.com

godox.com

Made In China

