

料号 705-L1NL00-00
项目 LMS-1NL 全向型鹅颈式麦克风

成品尺寸 65*65mm

公差 $\pm 1\text{mm}$

材质 105g 哑粉纸, 正反面,
单色, 折页

工艺

颜色要求

其他

设计师 胡真 包装结构

文案 伍青菁 产品经理

重要: PDF 文件仅供参考, 实际印刷请使用 AI 转置文档
(或 Cdr 转置文档)

刀模线 标示刀模线
标示线 请勿印刷!

印刷要求

色标印刷、印迹牢固、套印准确、颜色套印不准套色、

套印误差 $\pm 1\text{mm}$ 、横切定位 $\pm 1\text{mm}$

Godox

LMS-1NL

Omnidirectional Gooseneck Microphone
with 3.5mm TRS Locking Connector



说明手册 | Instruction Manual

前言

欢迎使用全向型鹅颈式麦克风 LMS-1NL，本产品是一款搭配在小蜜蜂无线麦克风系统中发射机上的外部产品拓展性配件。适用于会议桌、演播厅、演讲、会议室、董事会、法院、街头采访、教育行业等场合。请仔细阅读说明书，以便能正确的操作，充分发挥本产品的优越性能。

产品特点

- ① 尺寸迷你，便于放置及携带；
- ② 无需额外供电，直插供电工作；
- ③ 全铝合金机身打造，耐用美观，可以随意弯曲；
- ④ 特制的声学海绵套，降噪的同时声音更柔和细腻；
- ⑤ 3.5mm(TRS) 带锁插头；
- ⑥ 精准的扩散音质，可以有效抑制啸叫。

警告

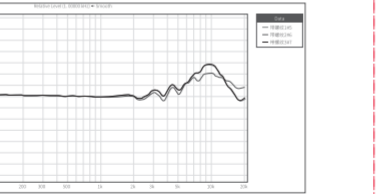
- ⚠ 请勿私自拆卸产品！如产品出现故障须由本公司或授权的维修人员进行检查维修。
- ⚠ 请保持干燥！请勿用湿手接触产品，亦不可将产品浸入水中或暴露于雨中。
- ⚠ 请勿让儿童接触本产品！
- ⚠ 请勿在易燃易爆环境中使用！在这些场合下，请注意相关警告标识。

- ⚠ 请勿放置在超过40°C的高温环境中！
- ⚠ 请仔细阅读并遵守由厂商提供的警告或指示。

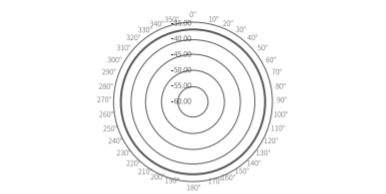
产品结构



频率响应



全向性指向

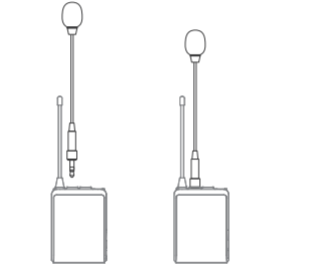


标配物品



使用说明

此产品属于即插即用配件，将鹅颈麦安装到匹配的设备上即可用。适用于市面上具备锁扣(ø10mm ±0.2mm)的 3.5mm 音频设备。



规格参数

型号	LMS-1NL
接口	3.5mm TRS带锁盘插头
信噪比	75dB
指向性	全向型
灵敏度	-36dB±2dB/0dB=1V/pa, 1KHz
频率范围	35Hz-18KHz
线长	14CM
重量	13g
颜色	黑色
机身	铝合金

维护保养

避免跌落：如果受到强烈碰撞或振动，此设备可能会发生故障。
保持干燥：本产品是非防水产品，如果将其浸入水中或放置于高温度的环境中将可能发生故障。内部构造生锈可能会导致无法修理的损害。
远离强磁场：无线电广播发射机等设备产生的强静电或强磁场可能会干扰本产品正常工作。
如果本品出现故障或者被水淋湿，在专业人员维修后方可继续使用。如有技术更改，恕不另行通知。

产品保修

尊敬的用户，本保修卡是申请保修服务的重要凭证，请您配合销售商填写并妥善保管，谢谢！

产品信息	型号	产品条码
用户信息	姓名	联系电话
	通信地址	
销售商信息	名称	
	联系电话	
	通信地址	
	销售日期	
备注		

注：此表应由销售商盖章确认。

产品信息

本文件适用于相关《产品保修信息》(见后面说明)所列产品，其他非属此范围的产品或部件(如促销品、赠品及其他出厂后附加的部件等)不在此保修承诺内。

保修期

产品及部件的相应保修期按相关的《产品保修信息》执行。保修期自产品首次购买日起算，购买日以购买产品时保修卡登记日期为准。

如何获得保修服务

要保修服务，您可直接与产品销售商或授权服务机构联系，也可拨打神牛产品售后服务电话，与我们联系，由我们的服务人员为您安排服务。申请保修时，您应提供有效的保修卡作为保修凭证，方可获得保修。如您不能提供有效的保修卡，则在我们可确认产品或部件属于保修范围的情况下，也可以为您提供保修，但这不作为我们的义务。

不适用保修的情况

如产品存在下列情况，本文件项下的保证和服务将不适用：① 产品或部件超过相应保修期；② 错误或不当使用、维护或保管导致的故障或损坏，如：不当搬运；非按产品合理预期用途使用；不当插拔外接设备；跌落或外力挤压；接触或暴露于不适当温度、溶剂、酸碱、水浸或潮湿环境；③ 由非神牛授权机构或人员安装、修理、更改、添加或拆卸造成的故

障或损坏；④ 产品或部件原有识别信息被修改变更或删除；⑤ 无有效保修卡；⑥ 使用非合法授权、非标准或非公开发行的软件造成的故障或损坏；⑦ 因不可抗力或意外事件造成的故障或损坏；⑧ 其他非因产品本身质量问题导致的故障或损坏。遇上述情况，您应向相关责任方寻求解决，神牛对此不承担任何责任。因非在保修期或保修范围内的部件、附件或软件导致产品不能正常使用的，不是保修范围内的故障。产品使用过程中正常的脱色、磨损和消耗，不是保修范围内的故障。

产品保修和服务支持信息

产品的保修期和服务类型按以下《产品保修信息》执行：

产品类别	选件名称	保修期(月)	保修服务类型
部件	主机	6	客户送修
	电池	3	客户送修
	充电器、电源线，同步线等带电性能的部件	12	客户送修
其他	如电池盒、防风棉、防风毛罩、锁紧装置、手提绳、扎带、魔术贴、领夹、便携袋、包装等	无	无保修

神牛产品售后服务电话 0755-29609320-8062

Forward

Thank you for purchasing!
This Omnidirectional Gooseneck Microphone with Locking LMS-1NL is an optional and external accessory for the transmitter of wireless microphone system, which can be widely used in various occasions such as conference, studios, lectures, conference, board of directors, courts, street interviews, education industry and other occasions etc.
Please read this manual carefully before using to make sure the correct operation and exert the optimum function. And keep the instruction manual for future reference.

Product Features

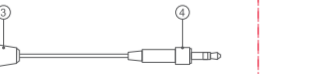
- ① Mini size, compact and portable.
- ② No need extra power supply, inserted into the equipment to use.
- ③ Aluminum alloy gooseneck for great flexible and fully adjustable.
- ④ Dedicate windscreen foam to reduce noise and improve sound quality.
- ⑤ 3.5mm (TRS) plug with locking connector.
- ⑥ Accurate diffusion, effective suppression of howling.

Warning

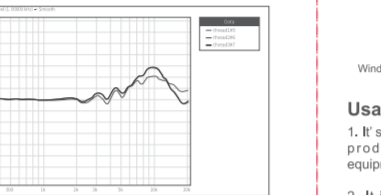
- ⚠ **Don't disassemble. Should repairs become necessary, this product must be sent to an authorized maintenance center.**
- ⚠ **Always keep this product dry. Don't use in rain or in damp conditions.**
- ⚠ **Keep out of reach of children.**
- ⚠ **Do not leave the product in the presence of flammable gas. In certain circumstance, please pay attention to the relevant warnings.**
- ⚠ **Do not leave or store the product if the ambient temperature reads over 40°C.**
- ⚠ **Please carefully read and observe the warning or direction offered by the manufacture.**

Structure of Product

- ① Fidelity Microphone
- ② Windscreen Foam
- ③ Metal Chamber
- ④ Locking Connector



Frequency Response Graph



Polar Pattern

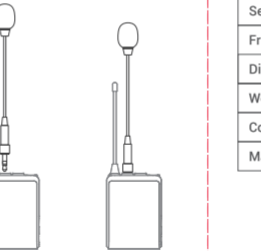


What's in the Box



Usage Instruction

1. It's an accessory, install the product on the suitable equipment.
2. It is suitable for 3.5mm audio equipment with lock ($\phi 10\text{mm} \pm 0.2\text{mm}$) on the market.



Technical Data

Model	LMS-1NL
Interface	3.5mm TRS Locking Connector
Signal-noise ratio	75dB
Directivity	Omnidirectional
Sensitivity	-36dB \pm 2dB/0dB=1V/pa, 1KHz
Frequency range	35Hz-18KHz
Dimension	14CM
Weight	13g
Colour	Black
Material	Aluminum Alloy

Maintenance

Avoid sudden drops! The device may fail to work after strong shocks, impacts, or excess stress.

Keep dry! The product is not water-proof. Malfunction, rust, and corrosion may occur and go beyond repair if soaked in water or exposed to high humidity.

Keep away from strong magnetic field! The strong static or magnetic field produced by devices, such as radio transmitters leads to malfunction.

If the product had failures or was wetted, do not use it until it is repaired by professionals.

Changes made to the specifications or designs may not be reflected in this manual.

Warranty

Dear customers, as this warranty card is an important certificate to apply for our maintenance service, please fill in the following form in coordination with the seller and safe-keep it. Thank you!

Product Information	Model	Product Code Number
Customer Information	Name	Contact Number
	Address	
Seller Information	Name	
	Contact Number	
	Address	
	Date of Sale	
Note		

Note: This form shall be sealed by the seller.

Applicable Products

The document applies to the products listed on the Product Maintenance Information (see below for further information). Other products or accessories (e.g. promotional items, giveaways and additional accessories attached, etc.) are not included in this warranty scope.

Warranty Period

The warranty period of products and accessories is implemented according to the relevant Product Maintenance Information. The warranty period is calculated from the day (purchase date) when the product is bought for the first time, and the purchase date is considered as the date registered on the warranty card when buying the product.

How to Get the Maintenance Service

If maintenance service is needed, you can directly contact the product distributor or authorized service institutions. You can also contact the Godox after-sale service call and we will offer you service. When applying for maintenance service, you should provide valid warranty card. If you cannot provide valid warranty card, we may offer you maintenance service once confirmed that the product or accessory is involved in the maintenance scope, but that shall not be considered as our obligation.

Inapplicable Cases

The guarantee and service offered by this document are not applicable in the following cases: ①. The product or accessory has expired its warranty period; ②. Breakage or damage caused by inappropriate usage, maintenance or preservation, such as improper packing, improper usage, improper plugging in/out external equipment, falling off or squeezing by external force, contacting or exposing to the improper temperature, solvent, acid, base, flooding and damp environments, etc; ③. Breakage or damage caused by non-authorized institution or staff in the process of installation, maintenance, alternation, addition and detachment; ④. The original identifying information of product or accessory is modified, alternated, or removed; ⑤. No valid warranty card; ⑥. Breakage or damage caused by using illegally authorized, nonstandard or non-public released software; ⑦. Breakage or damage caused by force majeure or accident; ⑧. Breakage or damage that could not be attributed to the product itself. Once met these situations above, you should seek solutions from the related responsible parties and Godox assumes no responsibility. The damage caused by parts, accessories and software that beyond the warranty period or scope is not included in our maintenance scope. The normal discoloration, abrasion and consumption are not the breakage within the maintenance scope.

Maintenance and Service Support Information

The warranty period and service types of products are implemented according to the following Product Maintenance Information:

Product Type	Name	Maintenance Period (month)	Warranty Service Type
Parts	Product Main Body	6	Customer sends the product to designated site
	Battery	3	Customer sends the product to designated site
	Charger, Power Cable, Sync Cable, Electrical Parts etc.	12	Customer sends the product to designated site
Other Items	Battery Case, Windscreen Foam, Wind Cap, Locking Device, Lanyard, Tie, Velcro Tape, Clip, Bag, Package etc.	No	Without warranty

Godox After-sale Service Call 0755-29609320-8062



神牛微信公众号
Follow Wechat Public Account



深圳市神牛摄影器材有限公司

地址: 深圳市宝安区福海街道塘尾社区福川工业区厂房2栋
电话: +86-755-29609320(8062) 传真: +86-755-25723423 邮箱: godox@godox.com

GODOX Photo Equipment Co., Ltd.

Add: Building 2, Yaochuan Industrial Zone, Tangwei Community, Fuhai Street, Bao'an District, Shenzhen 518103, China

Tel: +86-755-29609320(8062) Fax: +86-755-25723423

E-mail: godox@godox.com

godox.com

Made In China

